





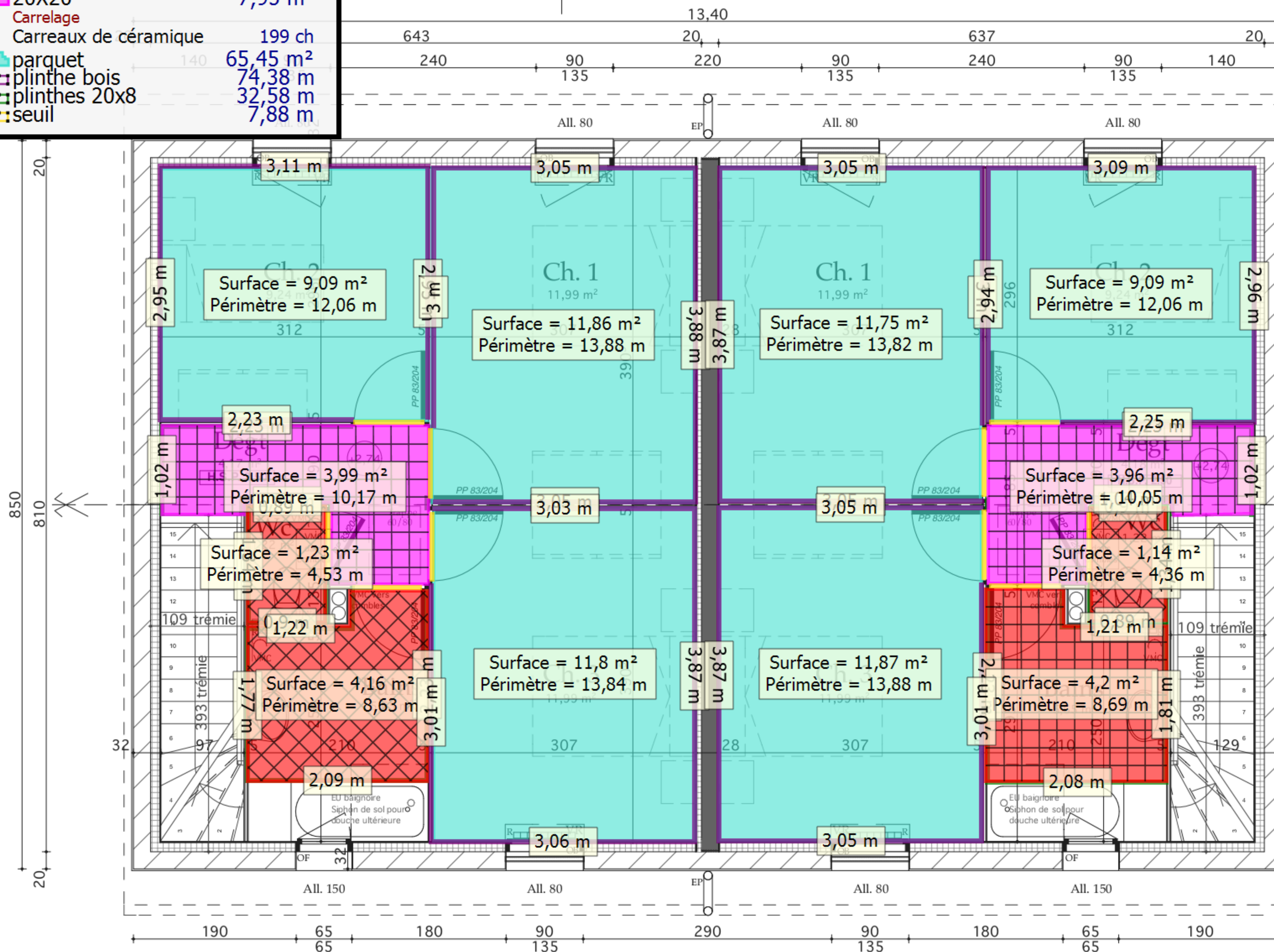
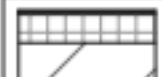







Légende

	20X20 - 45°	10,73 m ²
	20X20	7,95 m ²
	parquet	65,45 m ²
	plinthe bois	74,38 m
	plinthes 20x8	32,58 m
	seuil	7,88 m



	Monomur de 20 + doublissimo 10+1
	Cloison type placostil de 7
	Agglos à bancher de 20
	Agglos de 20
	Siporex de 10
	Faux plafond

Les cotes des menuiseries extérieures sont des cotes finies