

**BREVET DE TECHNICIEN SUPÉRIEUR
CONSTRUCTIONS MÉTALLIQUES
SESSION 2018**

E4 : ANALYSE ET CALCUL DES STRUCTURES

U 42 Note de calculs

Durée : 4h – Coefficient : 3

ÉLÉMENTS DE CORRECTION

1° SURCHARGES CLIMATIQUES

1.1: NEIGE

$\alpha = 5.71^\circ$ Nord, entre Courbezi $\rightarrow A1$

$S_{T,0} = 0.45 \text{ tN/m}^2$ $S_{A,0} = 0$

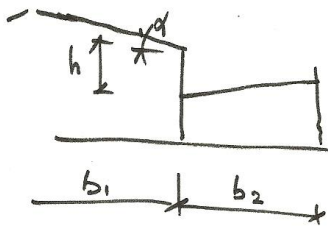
$A = 62 \text{ m} \rightarrow \Delta S = 0$

$\alpha < 30^\circ \rightarrow \mu_1 = 0.8$

$\mu_2 = 0.8 + \frac{0.8 \times 5.71}{30} = 0.952$

§ 5.36 \Rightarrow

$\mu_s = \mu_s + \mu_w$



$b_1 = 23.3 \text{ m}$
 $b_2 = 15.7 \text{ m}$
 $h = 2.63$

$\mu_s = 0$

$\mu_w = \frac{b_1 + b_2}{2b}$

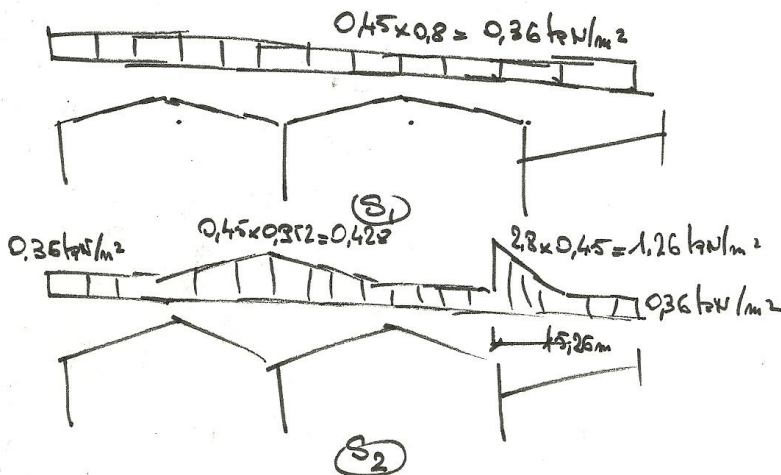
$= \frac{23.3 + 15.7}{2} = 19.5$

$\mu_w < \frac{8 \cdot h}{S_T} = \frac{2 \times 2.63}{0.45} = 11.69 \Rightarrow \mu_w = 2.8$

$0.8 < \mu_w < 2.8$

$l_s = 2h = 2 \times 2.63 = 5.26 \text{ m}$
 $5 \text{ m} < l_s < 15 \text{ m} \Rightarrow l_k = 5.26 \text{ m}$

Neige sur toiture.



1.2: Vent

a): Calabra: → Region 2. $V_{b,0} = 24 \text{ m/s}$

Categorie terrain III ⇒ $z_0 = 0,2 \text{ m}$ $z_{min} = 5 \text{ m}$.

$$k_{z2} = 0,19 \left(\frac{0,2}{0,05} \right)^{0,27} = 0,209$$

$$C_e(z) = 0,209^2 L_m \left(\frac{7,508}{0,2} \right) \left(1 + L_m \left(\frac{7,508}{0,2} \right) \right) = 1,688$$

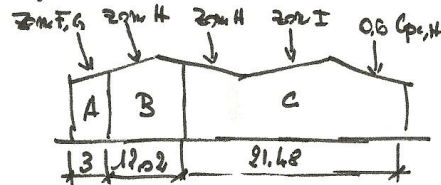
$$q_b = 0,5 \times 1,225 \times 24^2 = 352,8 \text{ Pa}$$

$$q_p(z) = 1,688 \times 352,8 = 595,7 \text{ Pa}$$

b): Vent sur façade pout.

$b = 36,5 \text{ m}$ $e = \min(36,5; 2 \times 7,508) = 15,02 \text{ m} < d \Rightarrow 3 \text{ zones des poutres}$.

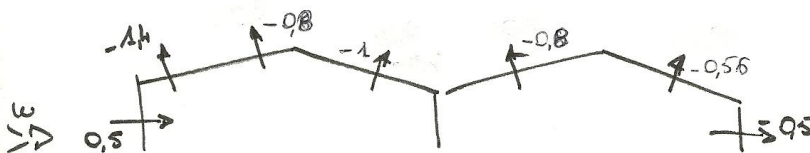
$d = 47,4 \text{ m}$ $\frac{h}{d} = 0,16$



Zone	D	E
Cp,e	+0,7	-0,3

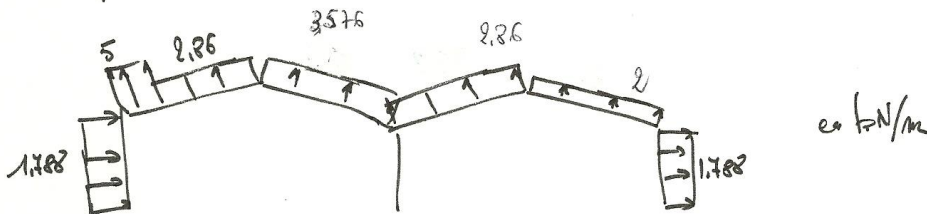
Vent sur 1	Vent sur 2	Vent sur 3	Vent sur 4
G	H	H	I
-1,2	-0,6	-0,8	-0,6
0	0	-0,8	-0,36

c): Pout



d) Charges non perpendiculaires filés 2 et 5

$$w = C_{pout} \times 0,596 \times 5$$



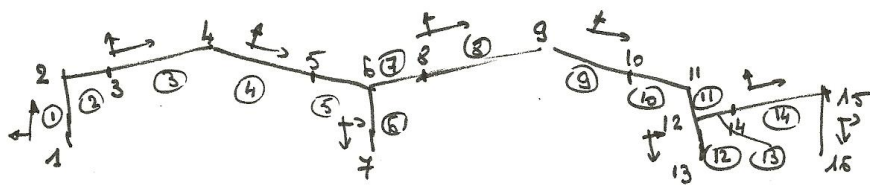
2° CHARGES SUR PORTIQUES 2x5

$$\begin{aligned}
 q &= 8,19 \times 9,81 \times 10^{-3} \text{ tôle} \\
 &+ 140 \times 0,08 \times 9,81 \times 10^{-3} \text{ isolant} \\
 &+ 9 \times 9,81 \times 10^{-3} \text{ étanchéité} \\
 &+ \frac{129}{2,34} \times 9,81 \times 10^{-3} \\
 &= 0,333 \text{ tN/m}^2 \rightarrow q = 1,936 \text{ kN/m}
 \end{aligned}$$

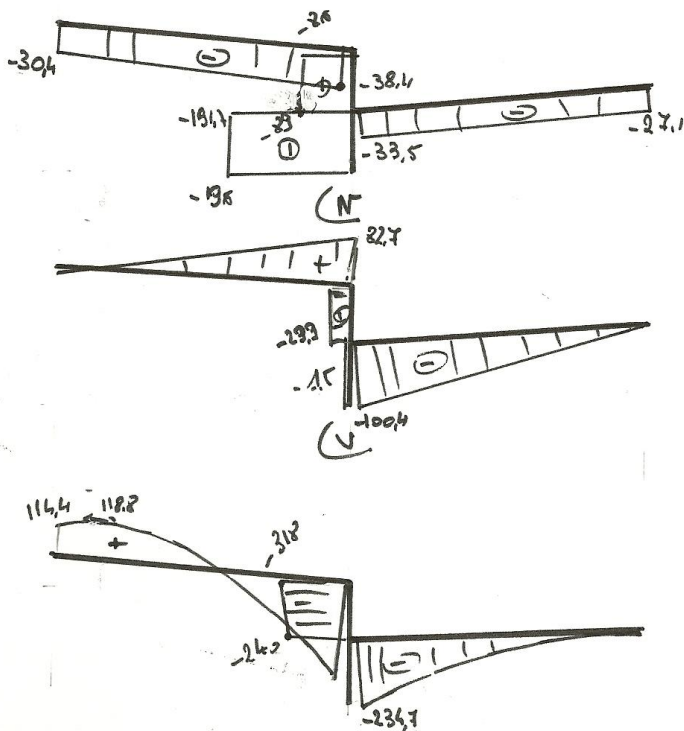


3° EXPLOITATION LISTING

3.1. Données.

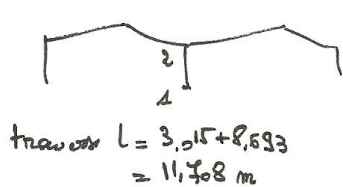


3.2. Diagrammes



4° VERIFICATION DES POUTRES

4.1: Poutre flc



$$\eta_1 = 1$$

$$\eta_2 = \frac{27690}{5,9} = 0,543$$

$$\eta_2 = \frac{27690 + 23130}{5,9 + 11,708 + 11,708} = 0,543$$

$$L_{eq} = 5,9 \left(0,5 + 0,14(1 + 0,543) + 0,055(1 + 0,543)^2 \right)$$

$$= 4,977 \text{ m}$$

4.2: Poutre flb F

$$\bar{\lambda}_y = \left(\frac{530}{14,4} \right) \times \frac{1}{868} = 0,44$$

$$\bar{\lambda}_z = \left(\frac{530}{7,46} \right) \times \frac{1}{26,8} = 0,91$$

$$\frac{h}{b} = \frac{330}{300} = 1,1 < 1,2$$

flb rel. a y → courbe b $\chi_y = 0,8943$

flb rel. z → courbe c $\chi_z = 0,5937$

2) Classe section = 1. (Tableau 9)

$$N_{p,rd} = \frac{133,5 \times 245 \times 10^{-3} \times 10^2}{1} = 3271,25 \text{ kN}$$

$$\frac{0,5 h_w t_w f_y}{\gamma_{M0}} = \frac{0,5 \times 297 \times 3,5 \times 245 \times 10^{-3}}{1} = 327,956 \text{ kN}$$

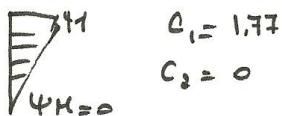
$N_{Ed} < 0,25 N_{p,rd}$ $N_{Ed} < \frac{0,5 h_w t_w f_y}{\gamma_{M0}} \Rightarrow N$ négligé

$$V_{p,rd} = \frac{495 \times 245 \times 10^{-3}}{\sqrt{3} \times 1} = 713,7 \text{ kN}$$

$V_{Ed} < 50\% V_{p,rd} \Rightarrow V$ négligé

$$M_{p,y,rd} = \frac{1850 \times 245 \times 10^{-3}}{1} = 508 \text{ kN.m} > M_{y,Ed}$$

b)



$$M_{02} = \left\{ 1,77 \frac{\pi^2 \times 2110^6 \times 7436}{530^3} \sqrt{\frac{1824 \cdot 10^3}{7436} + \frac{530^2 \times 80770 \times 127,2}{\pi^2 \times 210000 \times 7436}} \right\} \cdot 10^{-5} = 1712 \text{ kN.m}$$

c) $\bar{\lambda}_{LT} = \sqrt{\frac{508}{1712}} = 0,545$

$\frac{h}{b} = 1,1 < 2 \rightarrow$ Courbe b $\Rightarrow \chi_{LT} = 0,9080$

6.61 $\Rightarrow \frac{N_{Ed}}{\chi_y N_{p,rd}} \dots = \frac{91,21}{0,8943 \times 3671} + 0,968 \frac{268,6}{0,908 \times 508} = 0,59 < 1$

6.62 $\Rightarrow \frac{N_{Ed}}{\chi_z N_{p,rd}} \dots = \frac{91,21}{0,5937 \times 3671} + 0,684 \frac{268,6}{0,908 \times 508} = 0,44 < 1$

4/5


5. VÉRIFICATION DES POUTRES

5.1: E.L.S.

$$f_{max} = \frac{5 \times 2,31 \cdot 10 \times 6,83^4 \cdot 10^8}{384 \times 21 \cdot 10^6} \quad cu = \frac{R}{\sigma}$$

5.2 E.L.U

a) Check 1.

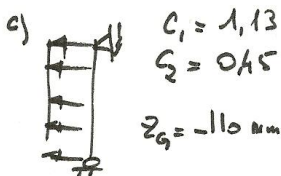


$$V_{pl,2,Rd} = \frac{1530 \times 245 \cdot 10^{-3}}{\sqrt{3 \times 1}} = 252,4 \text{ kN}$$

$$V_{2,Ed} < 50\% V_{pl,2,Rd}$$

$$M_{pl,y,Rd} = \frac{285 \cdot 245 \cdot 10^{-3}}{4} = 48,345 \text{ kN.m} > M_{3,Ed}$$

b) Vent en dépression



$$M_{cx} = 1,13 \left(\frac{\pi^2 \cdot 21 \cdot 10^6 \cdot 205}{683^2} \right) \left[\sqrt{\frac{224 \cdot 10^3}{205} + \frac{583^2 \times 80770 \times 3,07}{\pi^2 \times 21 \cdot 10^6 \times 205} + (-11 \times 0,45)} + 11 \times 0,45 \right] \times 10^{-5}$$

$$= 36,14 \text{ kN.m}$$

$$d) \frac{h}{b} = \frac{220}{110} = 2 \rightarrow \text{Courbe a} \quad \lambda_{LT} = \sqrt{\frac{48,345}{37}} = 1,145$$

$$\chi_{LT} = 0,3838$$

$$M_{b,Rd} = 0,3838 \times 48,345 = 30,55 \text{ kN.m} > M_{4,Ed} \quad \text{OK!}$$